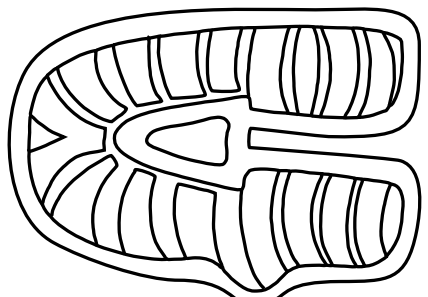

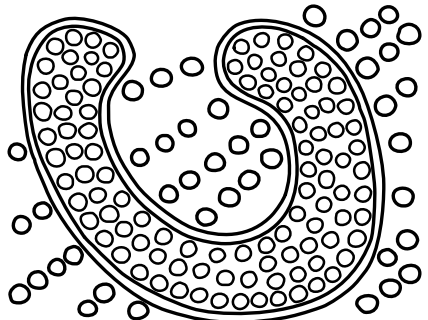
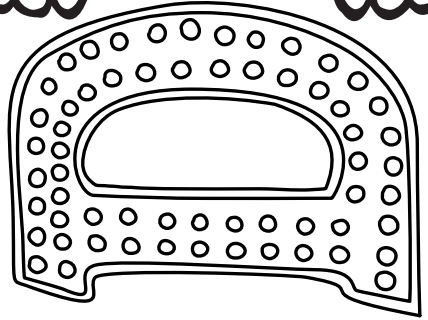


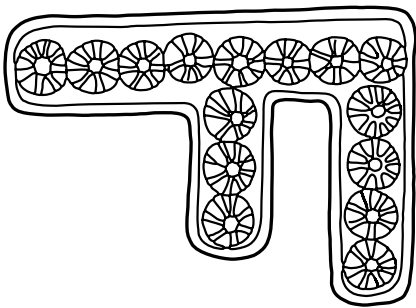
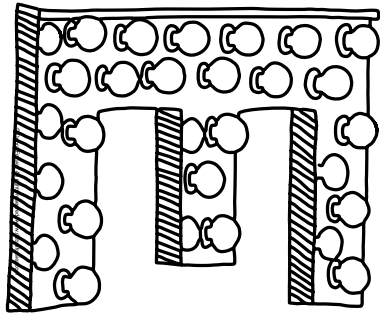
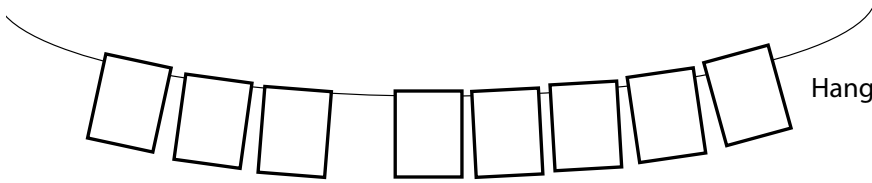


Make Your Own WORD BANNERS!

Spell out your name or create a hanging banner for a celebration, examples: Happy Birthday, Welcome Home, etc. Color letters, cut yarn or string and fold over and glue to yarn...or tape the long edges of the letters together and make a folded tabletop banner. Examples on next page.

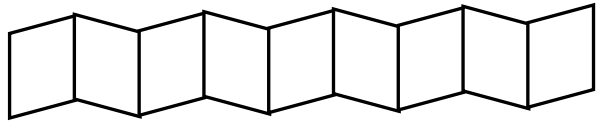


Artwork by Debra Frasier. All rights reserved. www.debrafrasier.com.
Provided with permission courtesy of your friends at the Alphabet Forest at the Minnesota State Fair.

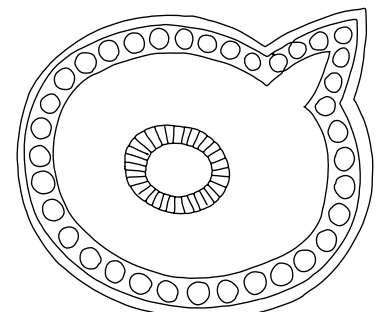
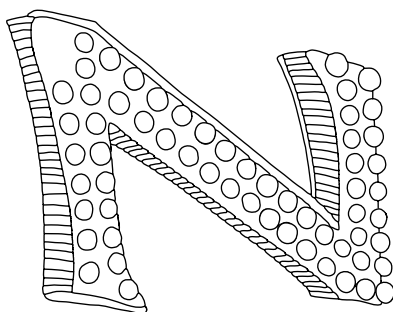

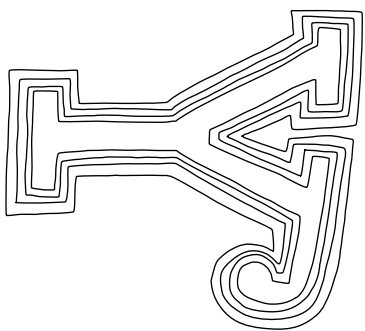
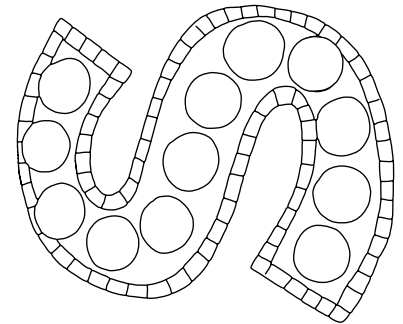
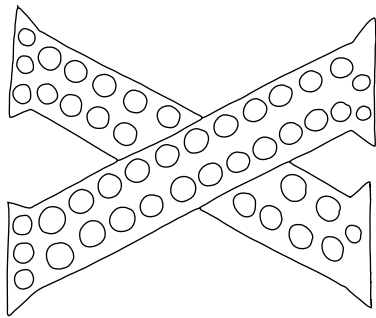
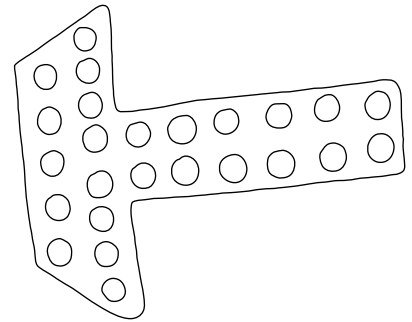
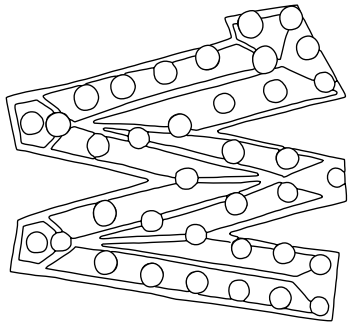
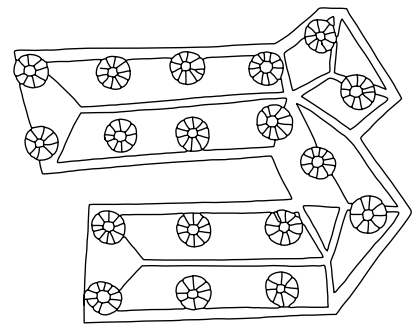



Hang your words from a string.

Tape the edges together for a table-top message.



	<p>Artwork by Debra Frasier. All rights reserved. www.debrafrasier.com. Provided with permission courtesy of your friends at the Alphabet Forest at the Minnesota State Fair.</p>		



Artwork by Debra Frasier. All rights reserved. www.debrafrasier.com.
Provided with permission courtesy of your friends at the Alphabet Forest at the Minnesota State Fair.

MINNESOTA STATE FAIR

This activity provided courtesy of your friends at the Alphabet Forest at the Minnesota State Fair.