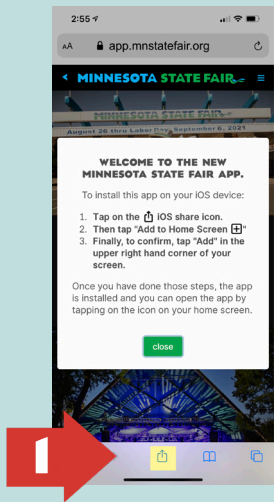


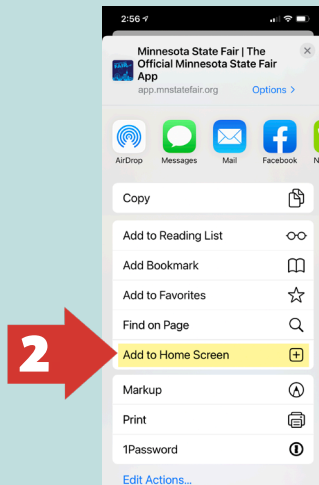
2021 MINNESOTA STATE FAIR APP

Installing the app on your iOS device

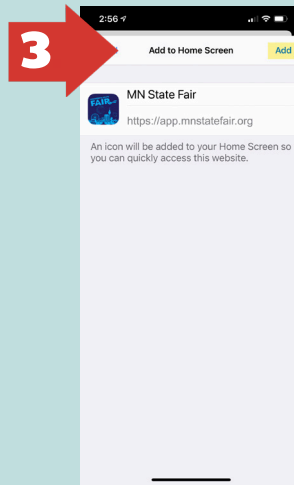
Visit app.mnstatefair.org in your Safari web browser to download our 2021 app. This app allows you to quickly search food, merchandise and the schedule even if you do not have a good cell or Wi-Fi connection while at the fairgrounds.



★ Tap on the iOS share icon.



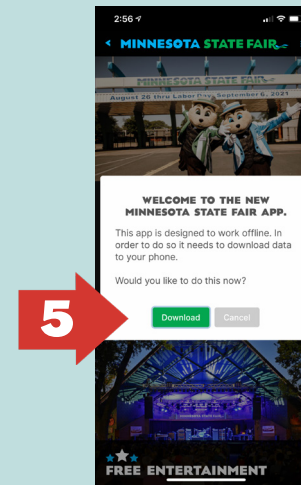
★ Then tap "Add to Home Screen."



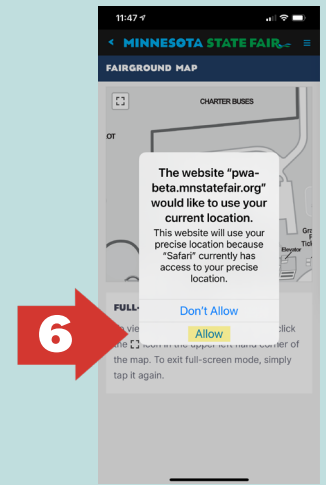
★ Finally, to confirm, tap "Add."



★ Locate the app on your Home Screen and open it.



★ Follow the prompts on the app's screen to finish your installation.



★ Allow the app to use your current location. This is for using the map.

Troubleshooting

I can't find the iOS share icon.

If you are using your phone horizontally, or are using an iPad, the share icon will appear to the top right side of the Safari address bar.

I can't see "Add to Home Screen".

You may need to scroll down in the sharing menu shown in Step 2 above.

From time-to-time the app asks me to download an update. Why?

This is normal. This app is regularly updated to provide the most accurate information. The fair is proud to be an innovative leader with the development of its progressive web app.

The app is not showing my location on the map.

Delete the app and reinstall, this time making sure that you "Allow" the app to use your current location. You must already be allowing Safari to use your current location to initially receive this prompt.

Protecting your privacy is important to us. Your current location information is only used for the maps portion of the app, to help you navigate the fairgrounds in live-time. All other features of the app will continue to work, even if you opt-out of sharing your location.